







Lightning Lane Pass

Product Differences







FOR U.S. TRAVEL
PROFESSIONAL
USE ONLY

		
Use Lightning Lane entrances at a variety of experiences during a specified return window		
Pre-plan up to three experiences in one Theme Park	—	
Secure the next-available time for experiences		—
Select an available arrival window for experiences	—	
<i>Disney PhotoPass</i> ® Lenses		
<i>Disney PhotoPass</i> ® downloads from the day of visit		—
<i>Disney PhotoPass</i> ® attraction-photo downloads from the day of the visit	Available to all Guests with Theme Park admission	
Available as a ticket add-on		—
When can Guests purchase a Lightning Lane Multi Pass?	Pre-arrival as a ticket add-on, or on the day of their visit, after they have entered their first Theme Park of the day	<p>Guests staying at <i>Disney Resort</i> hotels, <i>Shades of Green</i>® Resort, or <i>Walt Disney World Swan and Dolphin Hotels</i>: Seven days prior to check-in, at 7 a.m. Eastern</p> <p>All other Guests: Three days prior to visit, at 7 a.m. Eastern</p>
When can Guests select their first Lightning Lane experience?	On the day of their visit, after they have entered their first Theme Park of the day	<p>Guests staying at <i>Disney Resort</i> hotels, <i>Shades of Green</i>® Resort, or <i>Walt Disney World Swan and Dolphin Hotels</i>: Seven days prior to check-in, at 7 a.m. Eastern</p> <p>All other Guests: Three days prior to arrival, at 7 a.m. Eastern</p>
How do Guests redeem their Lightning Lane selection?	Scan the barcode from the <i>Disneyland</i> ® App or hold their <i>MagicBand</i> + to the touchpoint at the Lightning Lane entrance	Hold their <i>MagicBand</i> , <i>MagicBand</i> +, <i>Disney MagicMobile</i> pass, or RFID card to the touchpoint at the Lightning Lane entrance

Lightning Lane Pass

Product Differences

FOR U.S. TRAVEL
PROFESSIONAL
USE ONLY

		
<p>Use the Lightning Lane entrance at certain highly demanded attractions during a specified return time (up to two per Guest, per day)</p>		
<p>Secure the next-available time for the experience</p>		<p>—</p>
<p>Select an available arrival window for the experience</p>	<p>—</p>	
<p>When can Guests purchase Lightning Lane Single Passes?</p>	<p>On the day of their visit, after they have entered their first Theme Park for the day</p>	<p>Guests staying at <i>Disney Resort</i> hotels, <i>Shades of Green</i>® Resort, or <i>Walt Disney World Swan and Dolphin Hotels</i>: Seven days prior to check-in, at 7 a.m. Eastern</p> <p>All other Guests: Three days prior to visit, at 7 a.m. Eastern</p>
<p>How do Guests redeem a Lightning Lane Single Pass?</p>	<p>Scan the barcode from the <i>Disneyland</i>® App or hold their <i>MagicBand+</i> to the touchpoint at the Lightning Lane entrance</p>	<p>Hold their <i>MagicBand</i>, <i>MagicBand+</i>, <i>Disney MagicMobile</i> pass, or RFID card to the touchpoint at the Lightning Lane entrance</p>